

Recommended time for assessment:

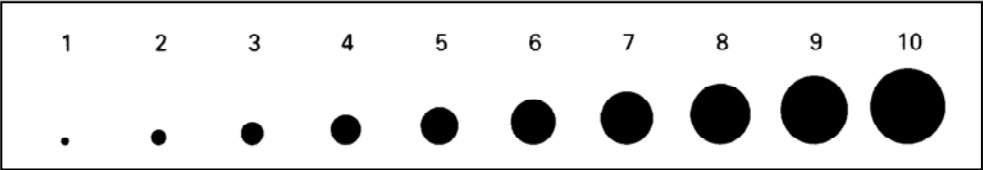


	Basic	Intermediate	Advanced
Pre-hospital		X	X
First hospital			X
Admission to study hospital	X	X	X
Post stabilisation		X	X
Daily (day 1-5)		X	X
Daily best/worst			X
Discharge study hospital	X	X	X
Protocol milestones	X	X	X

Basic = Intermediate = Advanced

Neurological assessment - GCS:

Eye opening:	Motor:	Verbal:
<input type="radio"/> None <input type="radio"/> To pain <input type="radio"/> To speech <input type="radio"/> Spontaneously	<input type="radio"/> None <input type="radio"/> Abnormal extension <input type="radio"/> Abnormal flexion <input type="radio"/> Flexion withdrawal <input type="radio"/> Localizes pain <input type="radio"/> Obeys command	<input type="radio"/> None <input type="radio"/> Incomprehensible sound <input type="radio"/> Inappropriate words <input type="radio"/> Confused <input type="radio"/> Oriented
<input type="radio"/> Untestable: <input type="radio"/> Closed to swelling <input type="radio"/> Other <input type="radio"/> Unknown	<input type="radio"/> Untestable: <input type="radio"/> Deep sedation/Paralysis <input type="radio"/> Other <input type="radio"/> Unknown	<input type="radio"/> Untestable: <input type="radio"/> Tracheostomy/endotrach tube <input type="radio"/> Other <input type="radio"/> Unknown

Neurological assessment - Pupils:

Pupils: 			
Left eye: Reactivity: <input type="radio"/> - Negative <input type="radio"/> + Positive	Size: (1-9 mm) <input type="checkbox"/>  <input type="radio"/> Untestable <input type="radio"/> Unknown	Right eye: Reactivity: <input type="radio"/> - Negative <input type="radio"/> + Positive	Size: (1-9 mm) <input type="checkbox"/>  <input type="radio"/> Untestable <input type="radio"/> Unknown